



Weeny Reading

5-6yrs





































# ENGLISH ARTS










































Designed &  
Illustrated  
by

**LIAM FITZPATRICK**

## ENGLISH ARTS CONTENTS


	<b>1</b>	<b>UPPER AND LOWER CASE</b>		
	<b>2</b>	<b>UPPERCASE</b>		
	<b>3</b>	<b>MISSING LETTERS "SHORT A"</b>		
	<b>4</b>	<b>FIND THE RHYMES "SHORT A"</b>		
	<b>5</b>	<b>RHYMING WORDS "SHORT A"</b>		
	<b>6</b>	<b>COMPLETE THE "SHORT A"</b>		
	<b>7</b>	<b>NURSERY RHYMES</b>		
	<b>8</b>	<b>ADJECTIVES</b>		
	<b>9</b>	<b>WHICH ADJECTIVE</b>		
	<b>10</b>	<b>MORE ADJECTIVES</b>		
	<b>11</b>	<b>ADJECTIVE WORD SEARCH</b>		
	<b>12</b>	<b>DESCRIBE THE PICTURE</b>		
	<b>13</b>	<b>MATCH THE VERBS</b>		
	<b>14</b>	<b>FIND THE VERBS</b>		
	<b>15</b>	<b>LINKING VERBS</b>		
	<b>16</b>	<b>VERBS WORD SEARCH</b>		
	<b>17</b>	<b>MISSING LETTERS "SHORT E"</b>		
	<b>18</b>	<b>FINDING THE RHYMES "SHORT E"</b>		
	<b>19</b>	<b>RHYMING WORDS "SHORT E"</b>		
	<b>20</b>	<b>COMPLETE THE SENTENCES "SHORT E"</b>		
	<b>21</b>	<b>FOUR DIFFERENT NOUNS</b>		
	<b>22</b>	<b>MATCH UP THE NOUNS</b>		
	<b>23</b>	<b>COOKIE NOUN JAR</b>		
	<b>24</b>	<b>NOUNS WORD SEARCH</b>		

## ENGLISH ARTS CONTENTS

	<b>25</b>	<b>MISSING LETTERS "SHORT I"</b>		
	<b>26</b>	<b>FIND THE RHYMES "SHORT I"</b>		
	<b>27</b>	<b>RHYMING WORDS "SHORT I"</b>		
	<b>28</b>	<b>COMPLETE THE SENTENCES "SHORT I"</b>		
	<b>29</b>	<b>FIRST, NEXT, THEN AND LAST</b>		
	<b>30</b>	<b>FIRST, NEXT, THEN AND LAST PART 2</b>		
	<b>31</b>	<b>MISSING LETTERS "SHORT O"</b>		
	<b>32</b>	<b>FIND THE RHYMES "SHORT O"</b>		
	<b>33</b>	<b>RHYMING WORDS "SHORT O"</b>		
	<b>34</b>	<b>COMPLETE THE SENTENCE "SHORT O"</b>		
	<b>35</b>	<b>QUESTIONS</b>		
	<b>36</b>	<b>CHOOSE THE RIGHT QUESTION</b>		
	<b>37</b>	<b>MISSING LETTERS "SHORT U"</b>		
	<b>38</b>	<b>FIND THE RHYMES "SHORT U"</b>		
	<b>39</b>	<b>RHYMING WORDS "SHORT U"</b>		
	<b>40</b>	<b>COMPLETE THE SENTENCE "SHORT U"</b>		
	<b>41</b>	<b>BLENDS</b>		
	<b>42</b>	<b>BLENDS WITH "H"</b>		
	<b>43</b>	<b>STORY BOOK CHARACTERS</b>		
	<b>44</b>	<b>STORY SETTING</b>		
	<b>45</b>	<b>MY FAVOURITE BOOK</b>		
	<b>46</b>	<b>MORE THAN ONE, ADD "S"</b>		
	<b>47</b>	<b>ADDING "ES"</b>		
	<b>48</b>	<b>WRITING A SENTENCE</b>		
	<b>49</b>	<b>SCRAMBLED SENTENCES</b>		
	<b>50</b>	<b>SCHOOL WAS FUN</b>		

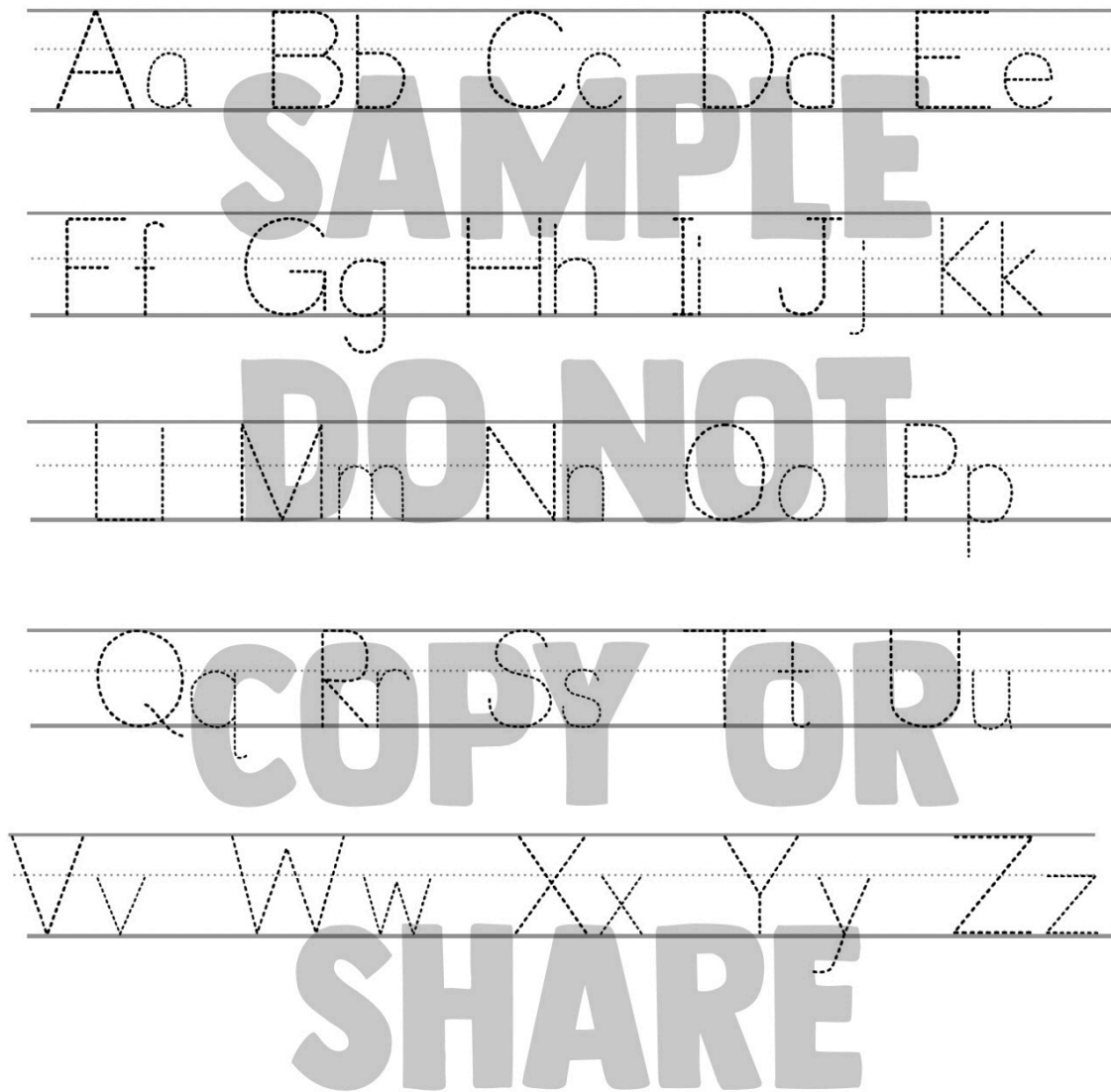


READING



## 1. UPPER AND LOWER CASE


Lowercase letters are small letters. Upper case letter are bigger and used at the start of a sentence, people's names and places.



TEACHER AID :

How many letters in your name? Your pets name starts with an uppercase letter.  
Who has a pet and what's their name. Write the name on the whiteboard.

## 2. UPPER CASE FOR NAMES



Names always start with an upper case letter.  
Trace the children's names and match them up.

Susan •



Brian

Rachel •



Greg

Brian •



Rachel


Greg •



Susan

TEACHER'S AID:

Discuss what each child above is doing. Then ask the class what they like to do.



### 3. MISSING LETTERS "SHORT A"

READING

Fill in the blank spaces using the letters from the box below. Then, match up the rhyming words.

ad at an at an ad



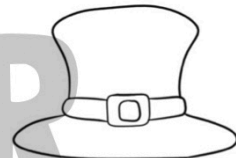
m \_ \_

v \_ \_




f \_ \_

h \_ \_



c \_ \_

s \_ \_




3

TEACHER AID : Ask the children questions about the pictures. Eg. Why do you think the whale is sad / the leprechaun is mad? What do you do with a fan? Who has a pet cat? Does your daddy drive a van?

#### 4. FIND THE RHYMES "SHORT A"



Find the match for these rhyming words. Use the same colour for the same rhyming words.



---

---


---

TEACHER'S AID:

Try to make a short sentence using two rhyming words and write the sentence on the line above. Don't forget the finger space between each word.



READING



## 5. RHYMING WORDS "SHORT A"

Rhyming words are words that have the same ending such as hat, cat, bat.  
Find the rhyming words

tap

tip

rap

tab

cap

fan

tan

fad

for

plan

rag

wag

fig

bag

jog

sat

bit

rat

pit

pat

mad

dad

mid

nod


sad

5

TEACHER AID :

Discuss the words in the small boxes. Eg. "Tap" What do you tap? You can tap your feet. Tap dancing.

## 6. COMPLETE THE SENTENCE "SHORT A"





Trace the sentence and find the missing word from the box below.

fan


hat

mad

The \_ \_ \_ is on the cat.




The \_ \_ \_ is in the van.



His dad was \_ \_ \_

TEACHER'S AID:

Children can finish this exercise by drawing the pictures description.



## 7. NURSERY RHYMES

READING

Nursery rhymes are fun poems or songs for children. It also helps children's pronunciation of words and introduces new vocabulary.

Circle the words that rhyme with each other.



Jack and Jill  
Went up a hill  
To fetch a pail of water.



Jack fell down  
And broke his crown  
And Jill came tumbling after.

Circle the rhyming words and write them on the lines.

hill   dog   still  
sat   Jill   mill  
chill   get

down   frown   town   not  
sit   crown   clown   drown

---

---

---

---

---



---



TEACHER AID :

Practice this nursery rhyme, the vocabulary and the rhyme.

## 8. NURSERY RHYTHMS



Trace the sentence and find the missing word from the box below.

One, two buckle my \_ \_ \_ \_ .

shoe

show

shop



Three, four knock at the \_ \_ \_ \_ .

drum

door

desk




Five, six pick up \_ \_ \_ \_ .

stars

stems


sticks



TEACHER'S AID:  
Learn the full nursery rhyme.








READING



## 9. WHICH ADJECTIVES

Adjectives are words that describe things such as, a big apple. Look at the pictures below and colour in the right adjectives.


<p>heavy or light</p> <p>sumo wrestler</p> 	<p>sweet or sour</p> <p>lemon</p> 
<p>fast or slow</p> <p>shark</p> 	<p>hot or cold</p> <p>icecream</p> 
<p>orange or red</p>  <p>O.B. the orange bus</p>	<p>or</p> <p>your turn</p>




TEACHER AID :

Continue the lesson with questions like, "What's your favourite food? Is that sweet or sour?"


## 10. MORE ADJECTIVES



Using the words below, write an adjective about each picture.  
Then complete the puzzle below.



1. fast      2. yummy      3. light      4. small      5. slow      6. heavy



TEACHER'S AID:

Continue lesson with questions like! "What's your favourite animal?  
Is that animal fast or slow?"