



Weeny Reading

SCIENCE

5-6yrs



Designed and illustrated by
Liam Fitzpatrick





Weeny Reading

SCIENCE

5-6yrs


DO NOT COPY


























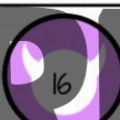












OR SHARE

Designed &
Illustrated
by











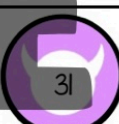











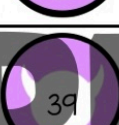













LIAM FITZPATRICK




K2 SCIENCE CONTENTS

	1	WHAT'S IN THE GARDEN		
	2	WHAT'S IN YOUR GARDEN		
	3	THE PARTS OF THE PLANT		
	4	PLANT WORD SEARCH		
	5	ABOUT THE TREE		
	6	MAZE: RAKE FOR LEAVES		
	7	WOOD FROM TREES		
	8	GRAPH: LUMBERJACKS' TOOLS		
	9	FOOD FROM PLANTS		
	10	PARTS OF THE VEGETABLE		
	11	FRUIT AND THEIR SEEDS		
	12	MY FAVOURITE FRUITS		
	13	USEFUL PLANT		
	14	MY FAVOURITE T-SHIRT		
	15	MY EYES		
	16	I SEE.....		
	17	MY EARS		
	18	MAZE: MUSIC		
	19	DEAF		
	20	DEAF		
	21	TOUCH		
	22	WORD SEARCH: TOUCH		
	23	READ BY TOUCH		
	24	DECODE THE MESSAGE		

K2 SCIENCE CONTENTS


	25	WHAT'S THAT SMELL		
	26	LIKE AND DISLIKE SMELLS		
	27	TASTE		
	28	ODD ONE OUT		
	29	ANIMAL MOVEMENT		
	30	ANIMAL SIZES		
	31	TAME ANIMALS		
	32	MY PET		
	33	ZOO ANIMALS		
	34	MY FAVOURITE ANIMAL		
	35	THINGS MOVE		
	36	MONKEY MOVEMENTS		
	37	PULL		
	38	PULL IT IN !		
	39	PUSH		
	40	BIG PUSH		
	41	SUNLIGHT		
	42	RAINBOW !		
	43	AMAZING WATER		
	44	WATER IN ME		
	45	WATER CYCLE		
	46	WATER FUN		
	47/48	CUTOUT: ROCK, SCISSORS, PAPER		
	49/50	CUTOUT: SUMO GAME		



1. WHAT'S IN THE GARDEN

READING


A garden is where people can grow flowers, fruits and vegetables. Can you think of other things that people can do in the garden? Also, can you name some animals that you might see in the garden?



1

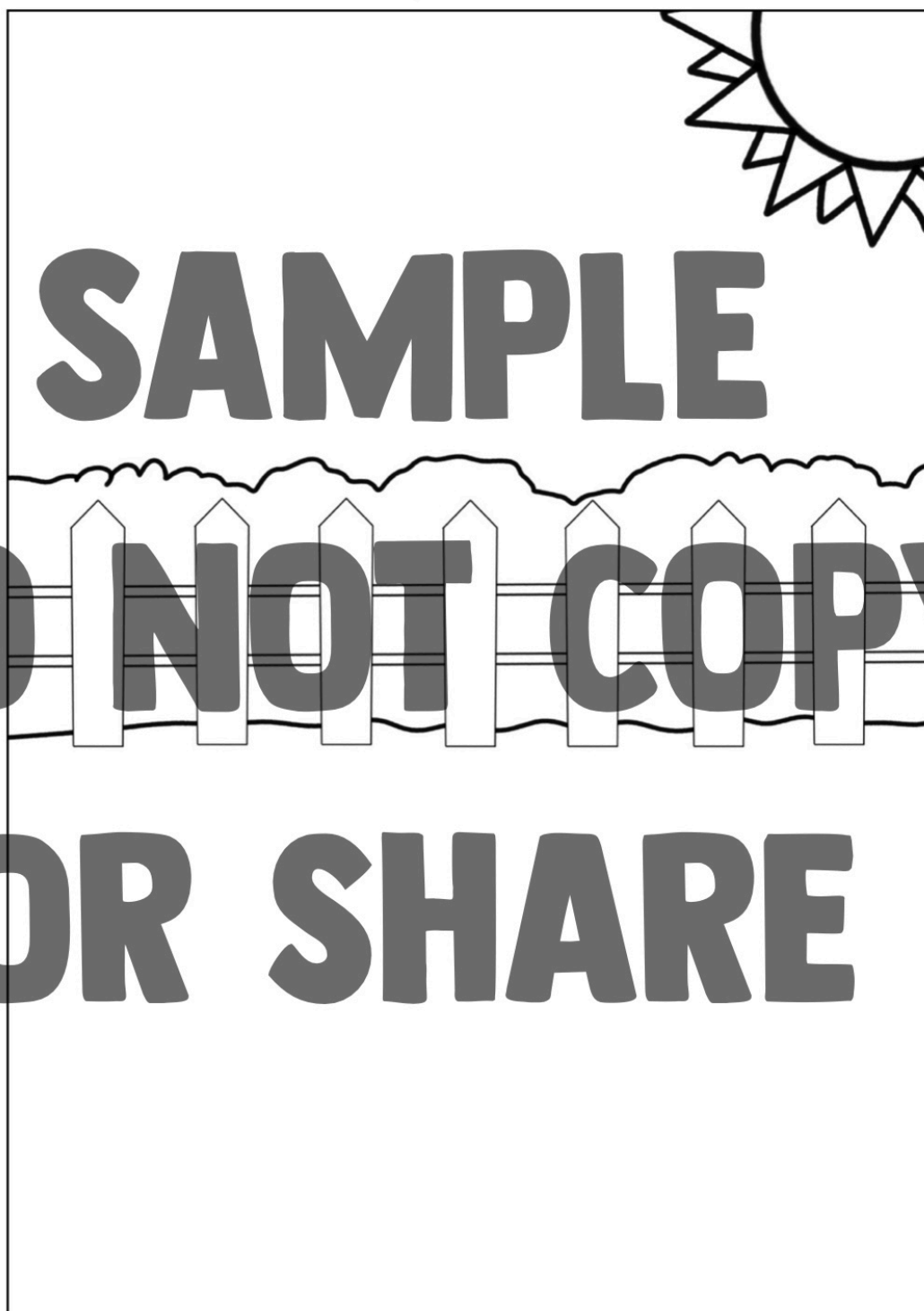
TEACHER AID : Ask students if they have a garden and discuss the size and what is in that garden.

2. WHAT'S IN YOUR GARDEN



People who have gardens usually grow flowers, fruits and vegetables.


This is your garden. Draw what you want in your garden.



TEACHER AID : Review page one before starting this page.




READING



3. THE PARTS OF THE PLANT



Let's learn about the different parts of the plant. This is a daffodil. You can see them in Spring time. What colour is a daffodil?




TEACHER AID : What do bees get from the flower?

Book: reading level 3 Honey bees.

4. PLANT WORD SEARCH



Can you find all the words in this Word Search game?



daffodil


leaves

plant

roots

stem


flower



TEACHER AID : Review page one before starting this page.




READING



5. ABOUT THE TREE

Trees can grow very big. They have a very strong stem called a trunk which is made of wood.


Can you name some things that are made from wood?



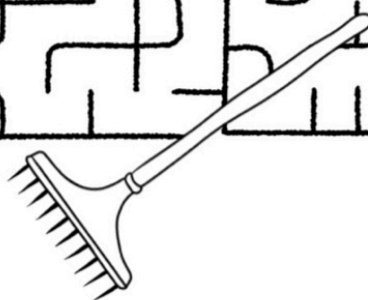

TEACHER AID : Discuss about things we can do with the tree.

For example, shade, climbing, art, playing with the leaves in autumn.

6. MAZE: RAKE FOR LEAVES




Can you help the wolf find his rake?
He needs to rake up all the leaves.



TEACHER AID : Discuss ways in which leaves can be used.
Review page one before starting this page.



READING




7. WOOD FROM TREES

People use wood for many different things.
Can you name some things made from wood?
We have to cut down the tree to use the wood. The person who cuts down trees is called a lumberjack.

Circle the tools a lumberjack might use to cut down a tree.



chainsaw



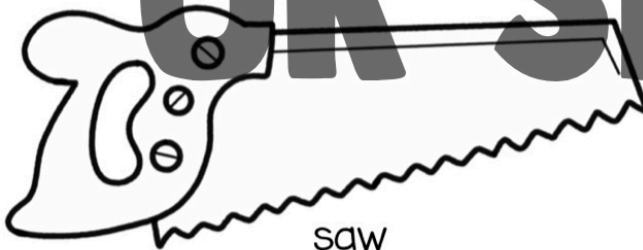
paintbrush



axe



scissors




saw




magnifying glass

TEACHER AID : Discuss the good and bad points of cutting down trees.

8. GRAPH: LUMBERJACKS' TOOLS




Can you find all the lumberjacks' tools? Count them and fill in the graph below.




DO NOT COPY

OR SHARE



TEACHER AID : Review page one before starting this page.



9. FOOD FROM PLANTS



READING

We eat lots of different types of foods. We eat a lot of plants too. Let's discuss some of the plants we eat and then draw the plants that you like to eat.

SAMPLE
DO NOT COPY
OR SHARE

TEACHER AID : Where do we get a lot of the plant food from?
Discuss about the job of the farmer.

10. PARTS OF VEGETABLES



The farmer grows lots of different plants. Vegetables come from different parts of plants; roots, bulbs, stems, leaves and the fruit of the plant. Let's match up these vegetables below with the parts we eat.



root

bulb

stem

leaf

fruit of
the plant



TEACHER AID : As a class project, try growing some beans together. And discuss the growth of the bean as it develops.